



Military English

Vocabulary Builder – Parts of a Tank

TEACHER'S COPY

Overview:

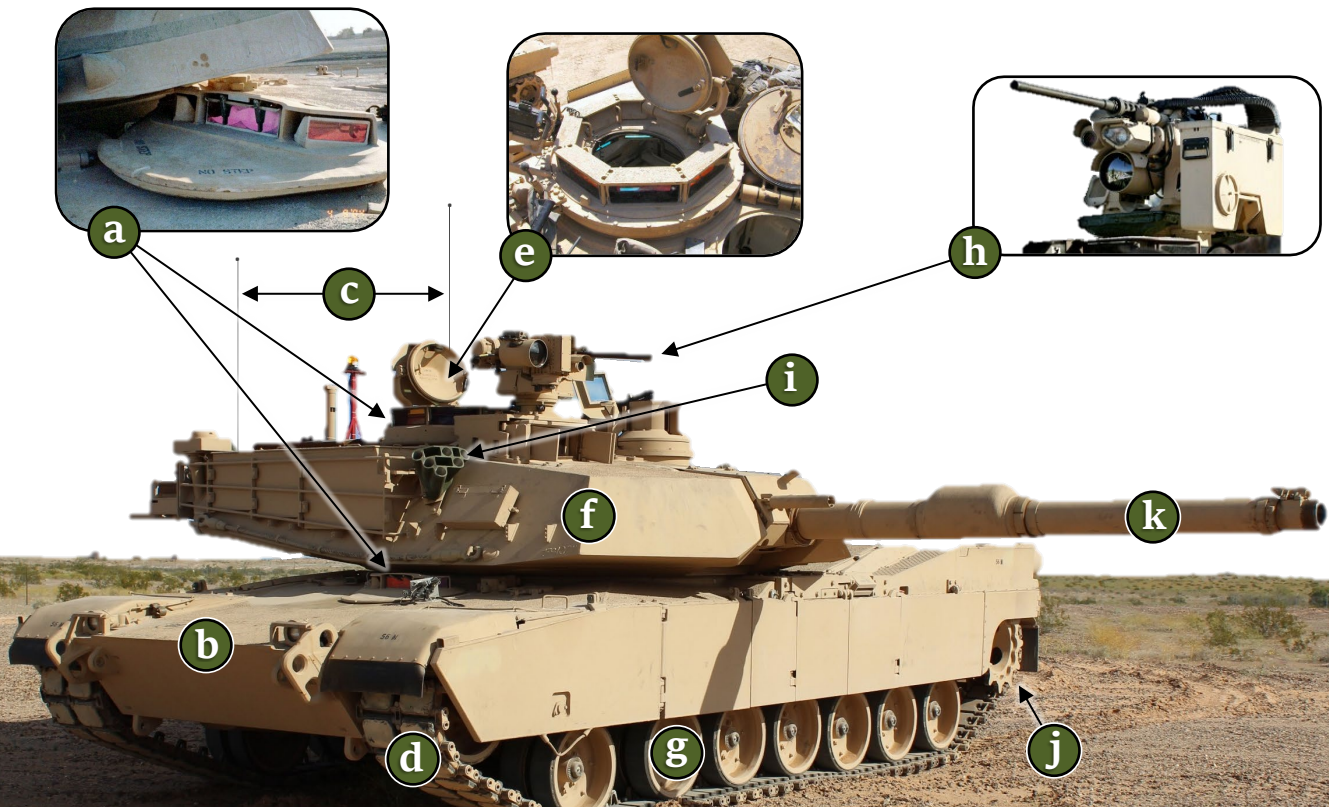
This worksheet lists vocabulary related to features of parts of a tank.

In this lesson, you will:

- ✓ learn vocabulary related to parts of a tank
- ✓ practise vocabulary of parts of a tank
- ✓ practise using the vocabulary

1) Label the parts of a tank. Write the parts in the space below. The first one is done for you. *Ask students what model tank this is (answer M1A2 Abrams. This is a more advanced model which the Australian Army is introducing in 2024. The tank pictured on p2 is the M1A1 model). Monitor the activity and get students to check their answers in small groups. For feedback, ask random students to provide their answer.*

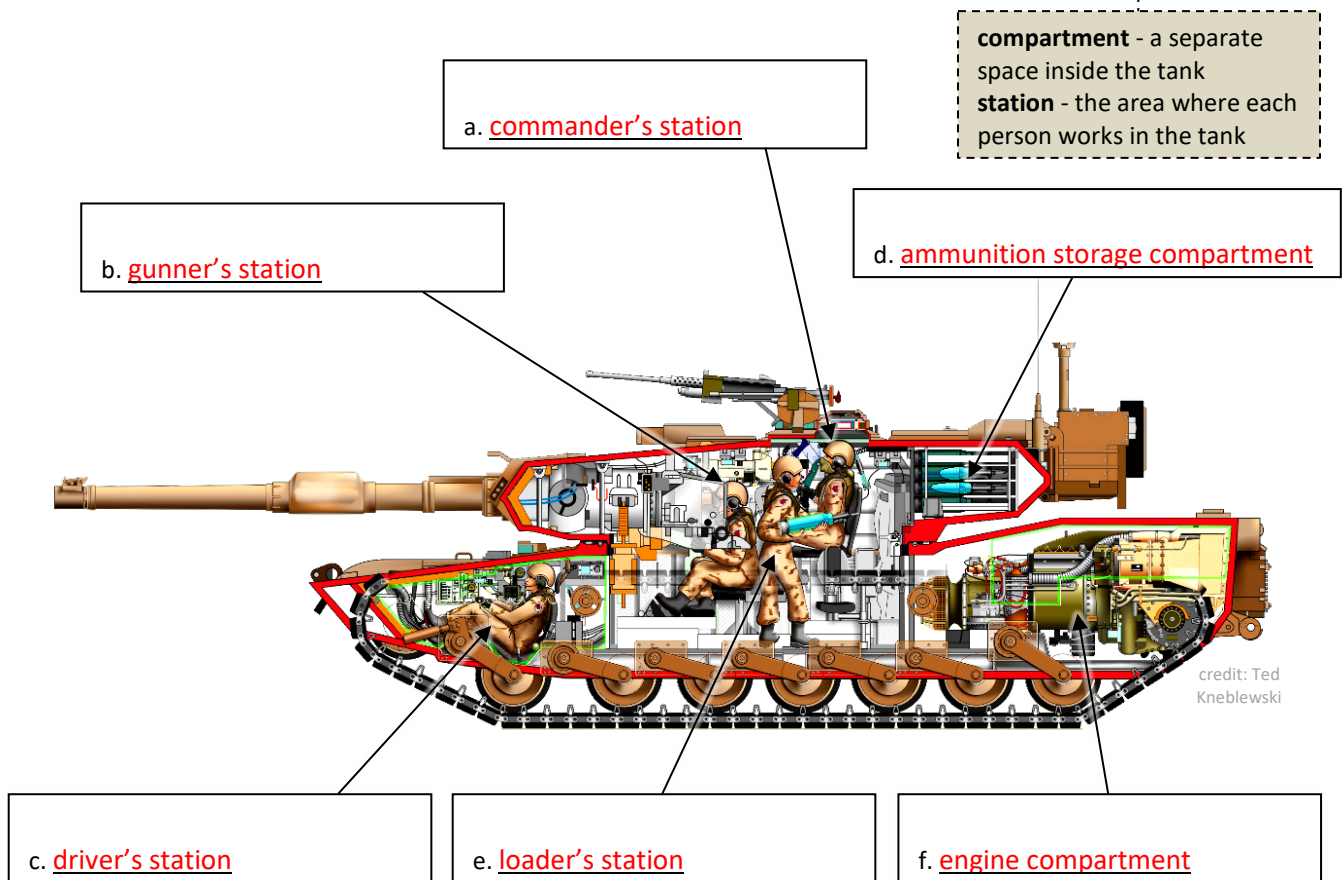
- | | |
|--------------------------|-----------------------------------|
| a. <u>periscope</u> | g. <u>road wheels</u> |
| b. <u>hull</u> | h. <u>machine gun</u> |
| c. <u>radio antennas</u> | i. <u>smoke grenade launchers</u> |
| d. <u>tracks</u> | j. <u>drive sprocket</u> |
| e. <u>hatch</u> | k. <u>main gun</u> |
| f. <u>turret</u> | |



main gun // turret // drive sprocket // machine gun // smoke grenade launchers // periscope // road wheels // tracks // hull // radio antennas // hull

Tell ss that there are different internal spaces in a tank. These spaces are called “compartments”. Give ss time to answer and discuss with their pair or group. Monitor the activity and provide help if needed.

2) Label the different compartments and stations of a tank. Use the words in the box below.



commander's station // driver's station // loader's station // gunner's station // engine compartment // ammunition storage compartment

The Australian Army uses the M1A1 Abrams main battle tank (pictured here).
Pronunciation: / 'eɪbrəms/



Tell ss that tanks carry different types of rounds (=“cartridge or ammunition”) to suit different situations. Give time students to answer, monitor and provide help if needed. Ask them to discuss their answers with their pair or group. For feedback, ask random students for their answer and correct them if needed.

3) Label the 3 types of ammunition used in the Abrams tank. Write the name **tank crew** use (middle column below).




tank crew - the Abrams has a crew of four: commander, driver, gunner and loader.



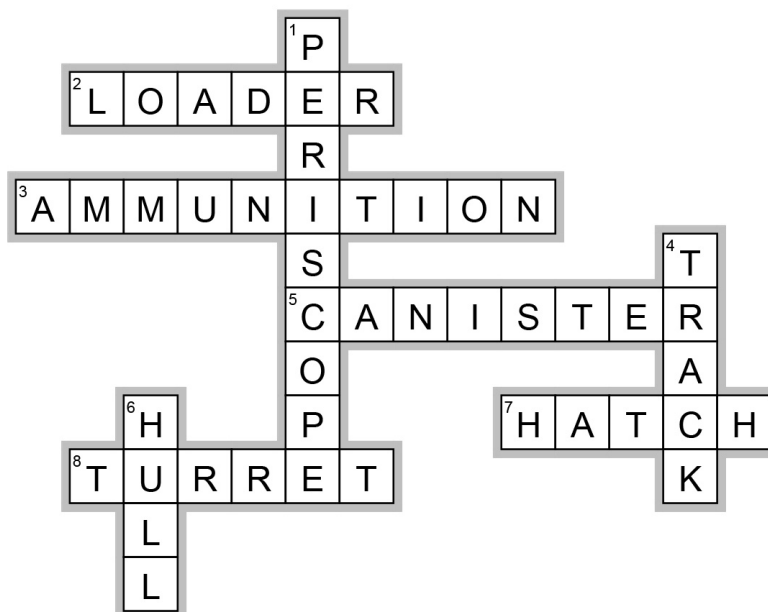
a. canister

b. MPAT

c. sabot

Round type	Name used by tank crew	Use
M1028 Canister	<u>CANISTER</u>	defend against infantry soldiers ↓ 
M830A1 – HEAT -MP-T (High Explosive Anti-Tank – Multi Purpose Anti-tank with Tracer)	<u>MPAT</u>	destroy helicopters, light armoured vehicles and soft targets such as bunkers. ↓ 
KE-W A2 – Kinetic Energy Weapon – APFSDS-T (Armour Piercing Fin Stabilised Discarding Sabot with Tracer)	<u>SABOT</u>	destroy armoured vehicles, such as tanks and armoured personnel carriers. → 

- 4) Now let's listen to the words practised in this worksheet. Listen and repeat. Play the recording and ask students to repeat. First as a class, then select a few random students to repeat individually. The main stressed syllable is underlined in the vocabulary items for pronunciation.
- 5) Answer the following crossword. If there are lower level ss in the class, put them in pairs. Monitor and offer helps if needed. For feedback, ask random ss to give their answer and correct if needed.



Across

2. the crew member who loads the rounds into the main gun
3. the material that goes into and comes out of a gun or from any weapon e.g. bullets that can explode or kill
5. the crew uses this ammunition to attack enemy soldiers on foot
7. steel door to enter tank
8. top part of the tank, that spins around – the main gun is in this part

Down

1. the driver and commander use this to see outside without having to open the hatch
4. a 'belt' made of steel (metal), that goes around the wheels of the tank
6. the bottom part of the tank, where the crew, engine and ammunition are

• Watch this YouTube video (US English) and write down the words you hear that you learned in this lesson Type on YouTube [tank parts](#) or scan the QR Code to the right. Inform the ss that the narrator has an American English. This video can be either the last task in this lesson (the teacher plays the video for the class) or for homework. Answer: Abrams; tracks; turret; crew; engine; hull; road wheels; drive sprocket; main gun; machine gun; smoke grenade launcher; hatch(es); shell (= round); driver; loader; commander; gunner

• This Vocabulary Builder links with → Lesson: A Job in the Army
Vocabulary Builder: Army Vehicles

© Commonwealth of Australia 2023
This work is copyright. Apart from any use as permitted under the Copyright Act 1968 (Cth), no part may be reproduced by any process without prior written permission from the Department of Defence