



Military English

Vocabulary Builder - Parts of a Bushmaster Protected Mobility Vehicle

Overview:

This worksheet lists vocabulary related to features of parts of the Bushmaster Protected Mobility Vehicle.

In this lesson, you will:

- ✓ learn vocabulary related to parts of a Bushmaster
- ✓ practise vocabulary of parts of a Bushmaster

1) Label the parts of the Bushmaster vehicle. Write the parts in the spaces a-m on pages 1 and 2.

a. _____

d. _____


b. _____

e. _____


c. _____

f. _____

g. _____



f. This is also called a **pintle mount**.



shovel // hull // towing bar // tyre // gun mount // hatch // spare wheel



h. _____

k. _____

i. _____

l. _____

j. _____

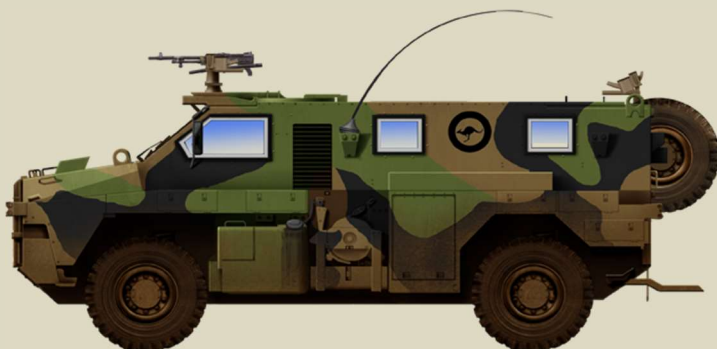
m. _____

winch // towing lug // fuel tank // locker // fire extinguisher // antenna

2) Let's practise saying the words. Listen and repeat. Pay attention to the stressed syllables/words e.g. locker.

3) Complete the sentences below with some of the words from Exercise 1.

- a. Soldiers open the _____ on the roof of the Bushmaster when they need to use a mounted gun.
- b. The _____ of the Bushmaster is the bottom part of the vehicle. It is very strong and has a V shape, to protect it from landmines and IEDs (Improvised Explosive Devices).
- c. On both sides of the Bushmaster there are _____ to store equipment such as tools, ammunition and cooking items.
- d. The main _____ on the Bushmaster can hold 300 litres of diesel.
- e. The _____ is used to pull heavy objects like a truck or another Bushmaster. The model in the pictures in this worksheet has two of them.
- f. If a Bushmaster breaks down, soldiers connect a _____ to the towing lug and use another vehicle to move the Bushmaster out of the way.
- g. If a wheel – or a tyre – breaks, soldiers can use the _____, which is at the back left side of the Bushmaster.
- h. The Bushmaster can keep going even if a _____ has no air in it (these are called run-flat).



BUSHMASTER SPECS:

- **Max speed:** > 100km/h
- **Operational range:** 800km
- **Crew:** 1 driver and up to 9 soldiers
- **Variants:** troop carrier, command, patrol, support, weapons deployment, ambulance
- **Operators:** Australia, Indonesia, New Zealand, Japan, United Kingdom, Netherlands, Fiji, Jamaica, Ukraine

- 4) Some parts of the Bushmaster are also found on other military vehicles. With a partner, take turns to ask and answer the following questions. Which parts are found in each of these three vehicles?
- Use the examples in the blue boxes to help you.
 - The red arrows will help you find the parts in each vehicle.

A: Does the (ASLAV) have a (spare wheel)?
 or
 A: Can you see a (spare wheel) on this (ASLAV)?



B: Yes, I can see a (spare wheel) here.
 or
 B: Yes, this ASLAV has one here.



B: No, I can't see it.
 or
 B: No, this (ASLAV) doesn't have one.



ASLAV - Australian light armoured vehicle
 pronunciation: /'æslæv/

Unimog - military truck
 pronunciation: /'ju:nəməʊg/



M1A1 Abrams - main battle tank | pronunciation: /'eɪbrəms/

- Watch this YouTube video and try to write down the words that you see or hear in the video. Type on [YouTube BUSHMASTER: presentation of an Australian success story](#) or scan the QR Code to the right.



- This Vocabulary Builder links with → Lesson: A Job in the Army
Vocabulary Builder: Army Vehicles