



# Military English

## Lesson: A job in the Army – Tank Crew – Reading

### Overview:

This lesson involves a reading about a special job in one part of the Army – working as a member of an armoured vehicle crew - and vocabulary around this role.

### In this lesson, you will:

- ✓ read and find specific information in a text
- ✓ read and understand general information in a text
- ✓ learn the meaning of new words
- ✓ use new words in a conversation

### Prepare for Reading

1) Let's find out how much you know about tanks. Talk to a partner – do you know the answers to the questions?



- a. How many people usually work in a tank?
- b. What are the jobs of these people in a tank?
- c. What kind of weapons does a tank usually have?
- d. What is the tank model in the picture below?



## Reading


2) Read the text about the M1 Abrams Main Battle Tank below quickly.

Check your answers to Ex. 1 questions – how good is your knowledge about tanks?

Tip: When your teacher asks you to 'read quickly' – the aim at this time, is NOT to understand everything but to get a general overall understanding of the main idea of the text(s). Look at pictures and headings carefully as these things can help you. Run your eyes across the words, try NOT to stop reading.

### M1 ABRAMS TANK

- crew of four: **commander, driver, loader and gunner.**
- Weapons (and ammunition):
  - main gun: 120 mm **rounds**
  - **.50 calibre machine gun**
  - two 7.62mm machine guns
- **Tank** crews do a lot of training, for example, driving in different types of **terrain** and **tactical movements** with several other tanks in the field.



3) Now read the four short texts here, about the jobs people do. Write the name of the job in the correct box.

COMMANDER // LOADER // DRIVER // GUNNER

**A**

- \_\_\_\_\_
- talks to other tanks nearby on the radio
- decides which type of **round** to use
- gives **orders** to other crew members



**B**

- \_\_\_\_\_
- **scans for targets**
- **aims the main gun**
- **fires the main gun**



**C**

- \_\_\_\_\_
- **loads the cannon rounds**
- **fires the 7.62mm machine gun**
- usually the most junior crew member



**D**

- \_\_\_\_\_
- drives the tank
- sits at the front of the tank; this is the most comfortable place in the tank.



photo: Business Insider

## Learning Military Vocabulary

- 4) The words in **bold** in the text are important military vocabulary that you should learn to use. Match the military words on the left and their definitions on the right. Look at the example in Table One.

Table One





a <b>crew</b> of four (people) (n)	<b>b</b>	a. the person who puts the ammunition into the gun
the <b>commander</b> of the tank (n)		<b>b. the group of people who work together on a boat, an airplane or in a tank</b>
the <b>loader</b> (n) to load (v)		c. = bullets 
the <b>gunner</b> (n)		d. the size of the gun and also of the bullet that can go into the gun 
<b>ammunition</b> (n)		e. the person who works with the gun
120mm <b>rounds</b> (n)		f. the material that goes into and comes out of a gun or from any weapon e.g. bullets that can explode or kill
.50 <b>calibre</b> (n) the abbreviated form of calibre is cal /kæɪ/		g. the boss, the person who is in charge of the tank

Table Two

different types of <b>terrain</b> (n)		h. looks for the things to shoot at
<b>tactical movements</b> with several other tanks (n)		i. a large gun, usually placed on wheels (or on a tank) 
give <b>orders</b> to other crew members (n)		j. shoots the gun
the gunner <b>scans for targets</b> (v)		k. an instruction to do something; a command
<b>aims</b> the main gun (v)		l. the land and its physical features such as open space, forests, hills, valleys, rivers and more
<b>fires</b> the main gun (v)		m. points the gun in the right direction and at the right height
loads the <b>cannon</b> rounds (n)		n. a gun that can shoot bullets out very quickly without stopping 
a <b>machine gun</b> (n)		o. the ways that a tank moves; this depends on many things such as where the enemy is, what the target is and what physical features the land has

- 5) Now let's practise saying the words. Listen and repeat.
- 6) Now use words from Table One (for sentences a –c) or Table Two (for sentences d- g), to complete the sentences correctly.
- The ADF uses the EF88 Steyr, which is a 5.56 \_\_\_\_\_ gun.
  - The gunner will tell the \_\_\_\_\_ which \_\_\_\_\_ to get ready.
  - For most modern tanks, there are usually four members of the \_\_\_\_\_.
  - "The tanks will move together and all \_\_\_\_\_ at the same target, on my command."
  - The platoon came under heavy \_\_\_\_\_ fire when they entered the town.
  - The tanks will be slow getting here because of rough \_\_\_\_\_ and bad weather.
  - The commander discussed new \_\_\_\_\_ for the tank battalion so they could arrive at the next town in time to stop the enemy.

## Practice

- 5) Share some information on other vehicles that a tank crew may learn to drive.  
 Instructions: **Student A, go to page 5. Student B go to page 6.**

- Watch this video of a tour of the M1 Abrams tank. Type on YouTube [M1A1 Abrams Tank Tour](#) or scan the QR code. →



- For more practice with the words you've learned here, scan the QR code. →



- This lesson links with → Vocabulary Builder – Parts of a Tank  
 Vocabulary Builder – Types of Army Vehicles

STUDENT A

- **Student A, stay on page 5. Student B go to page 6.**
- Your partner has information you need on the ASLAV.
- You have information that your partner needs to complete his/her sheet .
- Ask questions to your partner to complete your sheet.
- You ask one question, then your partner asks you a question, and so on.
- For example: A: *How many crew members does an XXX have?*  
B: *An XXX has \_\_\_\_\_.*

## M113AS4 Armoured Personnel Carrier (APC)

**Crew:** 2 (1 x **driver**, and 1 x rifleman/ medic)

Max Speed: 66km / hour

Weight: 18,000 kg (can be airlifted)

Weapons: 12.7mm **calibre** heavy

**machine gun** (can fire 450-600 **rounds** / minute)

Passengers: 10 soldiers

**Terrain:** all (not amphibious\*)

Driver: day / night driving (driver wears night-vision goggles)

*\*not amphibious = cannot travel in water, ONLY on land*



## Australian Light Armoured Vehicle (ASLAV)

Crew: \_\_\_\_\_

Max Speed: \_\_\_\_\_

Operational Range: 660km

Weight: 13,450 kg (can be airlifted in C-130)

Weapons: \_\_\_\_\_

Passengers: \_\_\_\_\_

Terrain: \_\_\_\_\_

*\*amphibious = can travel in water AND on land*



STUDENT B

- **Student A, go to page 5. Student B stay on page 6.**
- Your partner has information you need on the APC.
- You have information that your partner needs to complete his/her sheet .
- Ask questions to your partner to complete your sheet.
- You ask one question, then your partner asks you a question, and so on.
- For example: A: *How many crew members does an XXX have?*  
B: *An XXX has \_\_\_\_\_.*

## Australian Light Armoured Vehicle (ASLAV)

**Crew:** 3 (1 x driver, 1 x **gunner**, and  
1 x rifleman/ medic)

**Max Speed:** 120km / hour

**Weight:** 13,450 kg (can be airlifted in C-130)

**Weapons:** M242 25mm **cannon** (720 rounds) +  
two 7.62mm machine guns (can fire 600 - 1000 **rounds** / minute)

**Passengers:** 6 soldiers

**Terrain:** all (amphibious\*)

*\*amphibious = can travel in water AND on land*



## M113AS4 Armoured Personnel Carrier (APC)

**Crew:** \_\_\_\_\_

**Max Speed:** \_\_\_\_\_

**Weight:** 18,000 kg

**Weapons:** \_\_\_\_\_

**Passengers:** 10 soldiers

**Terrain:** \_\_\_\_\_

**Driver:** day / night driving (driver wears night-vision goggles)

*\*not amphibious = cannot travel in water, ONLY on land*

