



CEFR A2 / ADFELPS 4
and above

Military English

Lesson: Studying at DITC – Listening

Overview: This lesson presents vocabulary related to studying abroad, specifically at the Defence International Training Centre (DITC).

In this lesson, you will:

- ✓ learn about being a student at DITC.
- ✓ practise listening for gist and specific information.
- ✓ learn and practise new vocabulary and expressions.

Teacher's notes are indicated by this: **TN →**

Prepare for Listening

TN → Read the instructions together. Give students (Ss) a time limit of 5-10 mins. Allow Ss to discuss and monitor. Give support with vocabulary and listen for some interesting answers (ans). Come back together as a class and ask some Ss to discuss one interesting thing they talked about.

1) Think about when you joined the military. In pairs, discuss:

- Where did you first do your military training?
- Describe your experience of basic military training.
 - Was it hard or easy?
 - How long was the basic training?
 - When was it?
- Do you know anyone from your country who has studied in another country?
- What do you know about DITC?



- 2) Look at the pictures of things around DITC and use your guessing skills to match the pictures to the words. Then, listen and check. **TN →** Read the instructions together. Give Ss 5 mins to do the activity. Encourage guessing and discourage Ss using their phones to check. Have Ss compare with a partner. Use the recording to have Ss check their guesses. Drill the words. Make sure Ss are saying /'laɪbri:/ with 2 syllables and not /laɪbəri:/ with 3.

gym // library // graduation ceremony // the mess // uniform // computer room



a. uniform



b. library



c. gym



d. the mess



e. computer room



f. graduation ceremony

- 3) Look at the people in the picture on the first page and guess with your friend. Who are they? Where are they? What are they talking about?

TN → Read the instructions together. The picture on the front page is from the video Ss will watch. Ss don't have to guess correctly, but the people are an ex DITC student and a staff member, they are at DITC in Melbourne, Australia, and they are discussing the ex-students experience of studying at DITC.

Listening



WO2 Lilamani Holi, from Tonga, has been a DITC student in AAELC, MELT, TPC and ARTC courses.

- 4) Watch [an interview](#) with a DITC student. What is the main idea?

- Comparing studying in Australia with her country.
- Her experience as a student at DITC.
- Her experience as a teacher at DITC.
- The pros and cons of DITC.

TN → Read the instructions together. You might like to check the vocabulary "pros and cons" (good things and bad things) with Ss. Play the video. (Press and hold down CTRL and then click the link). Let Ss compare with a partner. Check the answer as a class (b).

- 5) Watch again and decide if the following sentences are true or false. Write T or F in the space.

TN → Read the instructions together. Have Ss guess ans with a friend before they listen. This makes sure Ss understand the questions. Then play the recording again. Have Ss compare with a partner. Play a third time (if necessary). Check ans together as a class. The ans are underlined in the transcript at the end of this doc.

- WO2 Holi is from Tonga. **True**
- Students work out how the base and Australian culture works independently. **False – there is a tour**
- Classes go from 0800 to 1600. **True**
- Students should make sure they only do independent study in the library. **False – the student lists many different places**
- When they're not studying, students are free to make their own plans. **True**
- When it is time to graduate, the students work together to write speeches. **True**
- WO2 Holi says her favourite thing about Australia is the food. **False – the people**

Learning Military Vocabulary

- 6) The words listed in bold below are important vocabulary and expressions that you should learn to use. Match the vocabulary on the left with their definitions on the right. Look at the example.

TN → Ask Ss to look at the example. Explain: 1. match the words in bold on the left with the definition on the right; 2. the tables are separate so the ans for table one are only in table one. Give Ss 10 mins. It's important to monitor. Go around the class and randomly check Ss' ans. If they're incorrect, just say they're incorrect and let them work out the mistake. When time is almost up, ask Ss to compare with a partner.

Table 1



we go on a base tour	e
a lot of pair work	c
celebrate with a barbecue	b
we also have independent study	d
a lot of group work	a

a. (n) when 3 or more students work together
b. (n) a social event; people cook food outside and eat together
c. (n) when two students work together
d. (n) study that you do on your own like homework
e. (n) when a guide takes you around the base to show you the buildings

Table 2

with different cultures	i
the Commons <i>or common room</i>	h
we can do this in the accommodation block	f
use our allowance	j
we do physical training	g

f. (n) military staff and DITC students live and sleep here
g. (n) exercise to keep strong and fit
h. (n) you can sit, talk and relax here
i. (n) special ways of thinking and acting for a group of people; for instance, Australians shake hands when they meet someone new
j. (n) an amount of money for each DITC student to spend

- 7)  Listen and check. **TN →** Use the recording to have Ss listen and check.
- 8)  Now, let's practise saying the words. Listen and repeat. Look at where the stress is underlined in words that have more than one syllable. **TN →** Use the recording and have Ss repeat. There is time for 1-2 repetitions, but you could also pause the recording, esp if Ss are struggling with a particular word.

TN → This stage acts like concept checking questions (CCQs) but is a little more fun. Put Ss into small groups and get each group to make their own buzzer sound. This could be clapping or hitting the table or stamping their feet. Tell Ss to make a team name with their group and write these on the board. Tell Ss that you are going to give them a clue, and the first team to use their "buzzer", hear their name called, and answer correctly gets a point. 1. When you study at DITC, you sleep here. (accommodation block). 2. This is a good way to get better at speaking with one friend. (pair work) 3. People use this to go into Melbourne and have fun. (allowance) 4. We should do this at least 3 times a week. (physical training) 5. You can learn from a lot of other Ss when you do this. (group work) 6. If you want to hang out with friends, you can go here. (the Commons/ common room) 7. This is a good way to get to know the base. (base tour). Good Ss do this. (independent study). 8. Australians do this a lot as part of their culture. (barbecue). Add up the points, declare the winner and clap!

- 9) Complete the questions below with a word for the box. Then, ask and answer the questions with your partner about you.

TN → This stage helps Ss further check their understanding of the vocabulary. Read the instructions together as a class. Allow Ss 5 mins to match the words to the gaps and then compare with a friend. Check ans as a class. Then allow students 5-10 mins to chat. Don't run out of time for the final activity! Monitor and support with questions/vocabulary as needed.

independent study // barbecue // physical training // uniform // allowance // gym

- a. What type of physical training do you prefer? Swimming or running?
- b. What's your favourite kind of meat to eat at a barbecue ?
- c. Did you have to wear a uniform when you were at school? Did you like it?
- d. How many days a week do you go to the gym? Do you want to go more?
- e. Did you have an allowance when you were a kid? What did you spend it on?
- f. Do you ever do independent study when the teacher doesn't ask? What things do you do?

TN → These are notes for the "Guessing Game" (activity 10) on the next page. Get Ss to look at the pictures and ask what the pictures show (left to right gym; pool; library; computer room; The Commons/ common room; a barbecue; a graduation ceremony; a classroom; the accommodation block).

Model the activity with 2 strong Ss. Tell them you are going to play a game and describe one of the pictures and they are going to guess. The first student to answer correctly gets a point. Then it is the next persons time to describe a picture.

Draw Ss attention to the useful language. Drill it.

Put Ss into groups of 3-4 to play the game and set a time limit of 10 mins.

Come back together as a class and see who got the most points in each group.

Practice – Guessing game!

10) Work in groups of three. One person will describe a picture. The other 2 people will try to be the first to guess. Use the useful language to help you play the game.



You can do
physical
training there.

Is it the
gym?

No. It's
dangerous if
you can't swim.

Is it the
pool?

Correct!
One point!



11) In a group / in pairs, discuss the questions below.

TN → Read the instructions together. Draw Ss attention to the useful language. Tell Ss that they should try to use as many words as they can from today's lesson so they can remember them better. Set a time limit of 5-10 minutes. Come back together as a class and share some answers.

- What do you think might be the best part of studying at DITC?
- What do you think might be the most difficult/challenging part of living and studying at DITC?
- What would you do in your free time if you studied at DITC?
- Your own ideas! (Try to use the vocabulary from today's lesson about DITC).

Here is some useful language to help you.

I think the best part of studying at DITC might be ...

But it might be difficult to

For me it might be

What about you?

- 📺 Watch a video about soldier training at Kapooka. Type on YouTube [Soldier Training at Kapooka](#) or scan the QR code. →



Circle the words from today's lesson that you see in the video.

uniform // barbeque // gym // allowance // group work // accommodation block

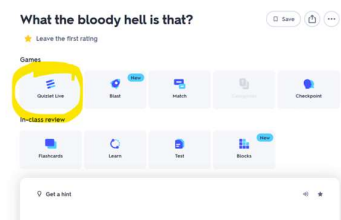
TN → This stage gives Ss a final chance to practice some new words from this lesson. This is a 1 min video. You can do it in class or set it for homework. In class, play the video, let Ss compare, and then play it again to check. You will need about 10 mins to do this activity together in class. You could also set it for homework.

- For more [practice](#) with the words you've learned here, scan the QR code for a set of Quizlet flashcards. You can do some more study on the vocab in this lesson on your own with these. →



TN → The QR code takes ss to a Quizlet flashcard set. It's a very useful tool for self-study (e.g. revise the vocab in this lesson). Ss can test their knowledge with flashcards or computer-generated activities. Ss will have to create a Quizlet account, which is free.

If you have time left over, and your Ss have phones with internet, play *Quizlet Live* to consolidate the lesson. You will need to be logged into Quizlet for you to start the game as a teacher. Otherwise, you **cannot** see the icon.



Here is a video on how the game works - <https://www.youtube.com/watch?v=q64qTBfK0iE>

TN → If you don't want to play Quizlet live (or if you don't have the internet) there are many other games you could play to round off the lesson such as back to the board. Instructions here: <https://www.youtube.com/watch?v=p7j-2xteKB4> (I know the videos is kids, but it works for all ages, I promise!)

This lesson links with: Lesson – Studying Abroad – Reading
Lesson – Living on a Military Base – Listening
Vocabulary Builder – Facilities on an Army Base
Vocabulary Builder – Facilities on an Air Force Base
Vocabulary Builder – Facilities on a Navy Base

© Commonwealth of Australia 2025

This work is copyright. Apart from any use as permitted under the Copyright Act 1968 (Cth), no part may be reproduced by any process without prior written permission from the Department of Defence.

Interviewer (Int): My name is Meg Rosse. I'm a staff member at ah DITC and this is Warrant Officer Holi from Tonga. Can I ask you a few questions?

Student (S): Sure, go ahead.

Int: So, what happens when you arrive at the base in Melbourne?

S: First we go on a **base tour**. The tour helps us get familiar with the base and understand how things work here. And then we do a short course where we learn about the Australian Defence Force (ADF) and life in Australia.

Int: That sounds interesting! And what does life look like at the Defence International Training Centre?

S: At DITC we wear our **uniform** every day. Breakfast in the **mess**, and then our classes start at 0800 and finish at 1600. In class, we do a lot of **pair work** and **group work**. And we also have **independent study**.

Int: Ah, where do you do the independent study?

S: We can do this in the **library**, or in **The Commons**, the **accommodation block**, or the **computer room**. And some lessons are in the computer room.

Int: Ah, and what happens out of the classroom?

S: Once a week, we do **Physical Training (PT)**, and the **gym** is great! There's also a pool. In our free time, we can use our **allowance** to go out to restaurants, cafes, visit the beach, explore the city, or even go on day trips.

Int: That sounds like a good balance of work and fun! And, what happens at the end of the course?

S: At the end, we have a **graduation** ceremony. Ah, we celebrate with a **barbecue** and there are speeches. Each class works together to prepare a speech. Working together is a great way to finish the course.

Int: And what do you enjoy the most at DITC?

S: Mmm ... I think it's um living with people from different countries, (from different um) with different **cultures** and languages. We learn a lot from each other.

Int: That sounds like a fantastic experience. Thank you for sharing.