



CEFR A2 / ADFELPS 4
and above

Military English

Vocabulary Builder: Countries and Flags – East Asia

TEACHER'S COPY

Overview:

This sheet lists vocabulary of countries and their flags, nationalities, and languages in East Asia.

In this vocabulary builder, you will:

- ✓ learn and use vocabulary related to the countries in this region.

Teacher's notes are indicated by this: **TN →**


TN → IMPORTANT - This lesson has two versions – one version for student A and one version for student B. They are both exactly same APART FROM the quiz – Activity 8. **Be careful not to print too many copies!!!** 🚫

Tell students there are two different copies of handouts. Point to the symbol (in the Student's Copy) on the top right of page one. Tell them you'll explain why they have a different copy to their classmate next to them later.

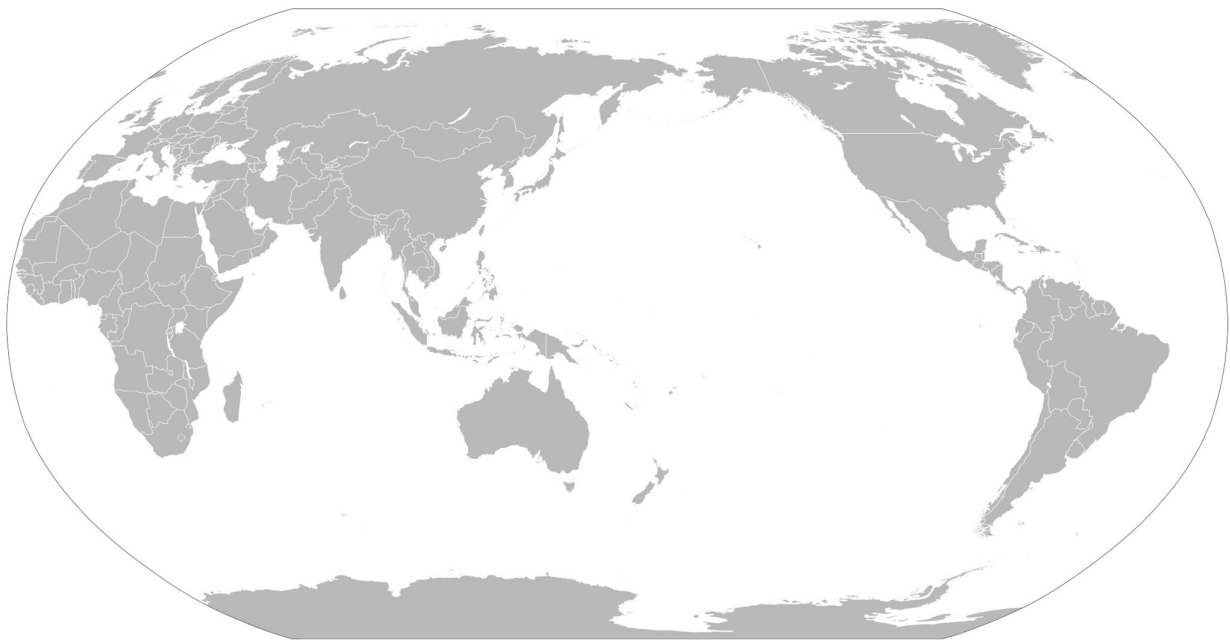
TN → OPTIONAL EXTRA ACTIVITY Kahoot! is a fun quiz game. You can only have up to 10 players on the free version, so get the students (Ss) to play in teams. Playing games at the start of class encourages Ss to come on time. This Kahoot! is to get Ss to think about what they know about East Asia.

Ask Ss to scan the QR below. Alternatively, this is the URL for the Kahoot - [Countries and Flags – East Asia - Details - Kahoot!](#)

You will need a Kahoot! account to host the game (as the teacher – the students just need their phone). Instructions on getting an account here → <https://www.youtube.com/watch?v=PqJLMA7Aw>



TN → Draw Ss attention to the world map. Display the map below so all Ss can see it. Ask Ss to point to their country. Tell Ss they will study about East Asia this lesson. Is it close to their country? As a class, or in small groups, ask Ss what they already know about this region.



1) Do you know where each country of East Asia is? Write the word on the line, then check your answers with a partner.

TN → **OPTION 1** – Ask Ss to work individually and use their guessing skills and prior knowledge to fill the gap. Give Ss some time to do the activity. Give them a moment to compare with a partner and then compare the answers (ans) as a class.

OPTION 2 – If you think your Ss won't know the countries, consider alternatives. For instance, you can support them by doing this activity in pairs OR split Ss into teams and see which team can guess the most.

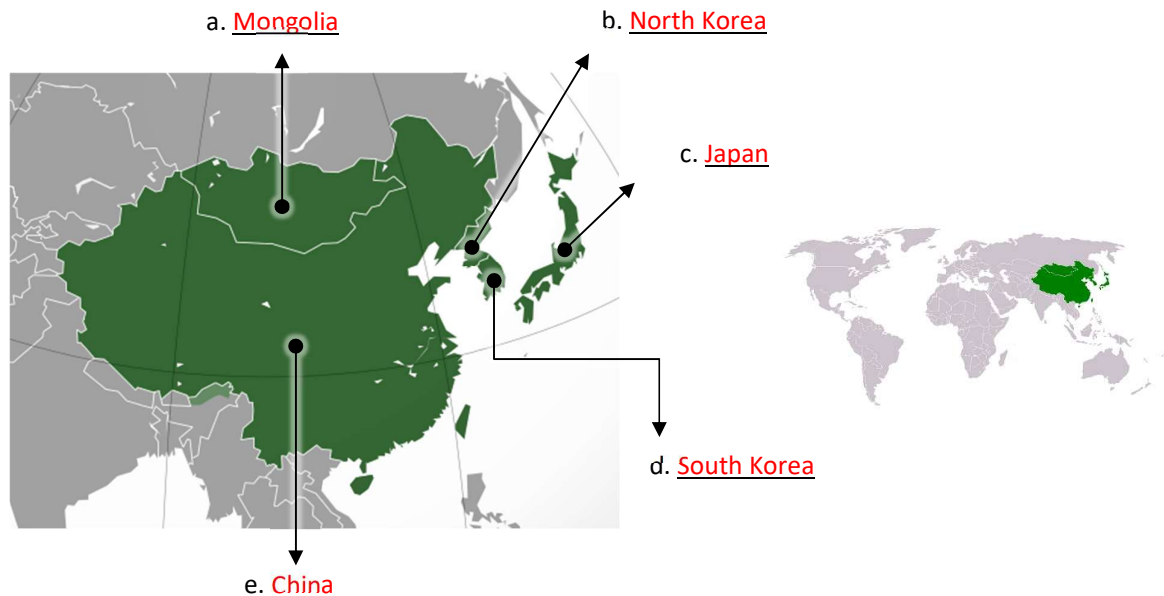
South Korea

Japan

China

North Korea

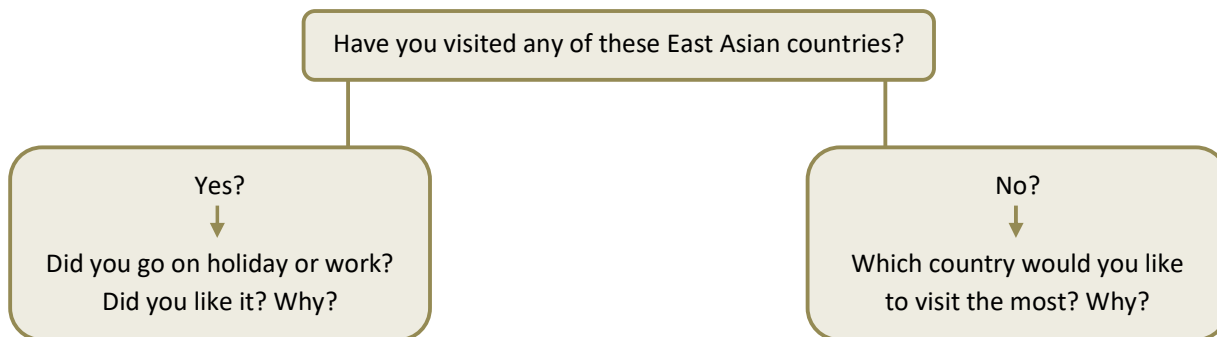
Mongolia



2) Discuss these questions with a partner.

TN → Ask Ss to talk with their partner for a minute or two. Monitor Ss and make sure they understand the activity and help with vocab as needed.






Come back together as a class. Ask Ss to raise their hands if they have been to any of the countries. Select 1-2 Ss to share. Ask Ss to raise their hands if they have **never** been to any of the countries. Select 1-2 Ss to share where they would like to go.



- 3) Work in pairs. Are the flags and countries correct? If they are not, write the correct country next to each flag. If they are, put a tick (✓) on the line. Look at the example.

TN → **OPTION 1** – Ask Ss to work individually and use their guessing skills and prior knowledge to fill the gap. Give Ss some time to do the activity. Give them a moment to compare with a partner and then compare the ans as a class.

OPTION 2 – If you think your Ss won't know the countries, consider alternatives. For instance, you can support them by doing this activity in pairs OR split Ss into teams and see which team can guess the most correct.

<p>South Korea</p>  <p>a. <u>Japan</u></p>	<p>Mongolia</p>  <p>b. <u>South Korea</u></p>	<p>China</p>  <p>c. <u>China</u></p>
<p>South Korea</p>  <p>d. <u>North Korea</u></p>	<p>North Korea</p>  <p>d. <u>Mongolia</u></p>	

- 4) Practise the pronunciation of these countries. Listen and repeat.

TN → Play the audio and ask ss to repeat after each word. Then play again and ask for individual ss to repeat. Make sure they pronounce the stressed syllable (underlined in the words on page 1 of the S's Copy) more loudly.

- 5) Use the words in the boxes to fill in the sentence about the language of each country. Then check with a partner.

TN → **OPTION 1** – Ask Ss to work individually and use their guessing skills and prior knowledge to fill the gap. Give Ss some time to do the activity. Give them a moment to compare with a partner and then compare the ans as a class.

OPTION 2 – If you think your Ss won't know the countries, consider alternatives. For instance, you can support them by doing this activity in pairs OR split Ss into teams and see which team can guess the most.

Mandarin	For example: In <u>Australia</u> , the official language is <u>English</u> .
Korean	a. In <u>Japan</u> , the official language is <u>Japanese</u> .
Mongolian	b. In <u>North Korea</u> , the official language is <u>Korean</u> .
Japanese	c. In <u>China</u> , the official language is Mandarin .
	d. In <u>Mongolia</u> , the official language is Mongolian .
	e. In <u>South Korea</u> , the official language is Korean .

6) With a partner, write the **nationalities*** of the countries in East Asia.

- The nationalities below end in: ___ese, ___an

TN → **OPTION 1** – Ask Ss to work individually and use their guessing skills and prior knowledge to fill the gap. Give Ss some time to do the activity. Give them a moment to compare with a partner and then compare the Ans as a class.

OPTION 2 – If you think your Ss won't know the countries, consider alternatives. For instance, you can support them by doing this activity in pairs OR split Ss into teams and see which team can guess the most correct. Write the answers on the board.

a. South/North Korea – South Korean, North Korean

b. Japan - Japanese

c. China - Chinese

d. Mongolia – Mongolian

***nationality** (n) – the country a person belongs to e.g. the nationality of Australia is Australian.

7) Practise the pronunciation of the nationalities and languages of East Asia. Listen and repeat.

TN → Tell Ss that the stress in the words is important in English. Ask the Ss to listen for the pronunciation of the words and have Ss volunteer to underline the stress on the board. Then listen and repeat as a class and individually.

8) Work in pairs. Use only the words from this lesson to answer this quiz.

TN → Tell the Ss they are going to play a game. They should keep their papers secret. Read the instructions and ask these Instruction checking questions (ICQs): 1. Can you show your paper? (n); 2. How do you win? (most ticks). Play the game! When all the Ss finish, round off the class by asking Ss to share the most interesting thing they learnt today with a partner and then the class. **OPTIONAL EXTRA** - Play Quizlet Live! if there is time (and internet!). This will encourage Ss to review with the Quizlet learning resources. You will need to be logged into Quizlet to play Quizlet live. Instructions on how to play Quizlet live here:

<https://www.youtube.com/watch?v=099bGdoJpSM>

- Read the questions below to your partner. Student A and B have different questions.
- If they answer correctly, put a tick in the table below.
- If they answer incorrectly, read them the correct answer.
- Now, it's your partner's turn to ask you questions.
- At the end, the students with more ticks is the winner.

STUDENT A

Read these questions.	Read these answers if your partner's answer are not correct.	Tick (✓) the correct answers.
What is the largest country in East Asia?	China	
In which country is Mt Fuji?	Japan	
Which <u>two</u> countries were one country in the past?	North Korea and South Korea	
Which country is <u>not</u> near the ocean?	Mongolia	
In English, you can call one Korean person 'a Korean'. Can you say: 'a Chinese'?	No. (You have to say 'a Chinese' person).	
Where did the first noodles in the world come from?	China	
Where are horses very important?	Mongolia	
	Write here how many points your partner scored →	

STUDENT B

Read these questions.	Read these answers if your partner's answer are not correct.	Tick (✓) the correct answers.
What is the nationality of K-pop bands?	South Korean	
If you're born in China, you are _____.	Chinese (<i>not China</i>)	
What is the only country with a different word for the language and nationality?	China	
What language do people from Mongolia speak?	Mongolian	
Which country is next to South Korea and China?	North Korea	
Where is sushi from?	Japan	
Which 2 countries speak the same language?	North Korea and South Korea	
	Write here how many points your partner scored →	

- Test your knowledge of the flags. Type into YouTube [East Asia Flag Quiz](#) or scan the QR code to the right →
TN → The video has the answers on it. You could encourage Ss to shout out the answers for fun at the end of class or just set this for homework.



- For more practice with the words you've learned here, scan the QR code for a set of flashcards. You can do some more study on the vocab in this lesson on your own with these. →



This Vocabulary Builder links with → Vocabulary Builder – Countries and Flags – Oceania Part A & Part B, South East Asia, South Asia.

TN → The QR code takes Ss to a Quizlet flashcard set. It's a very useful tool for self-study (e.g. to revise the vocab in this lesson). Ss can test their knowledge with flashcards or computer-generated activities. Ss will have to create a Quizlet account, which is free. Encourage them to install the Quizlet app, as most of the Military English lessons have a Quizlet set. Ask Ss to access this set two days after the lesson as a revision activity, then access it every so often (e.g. every 2 weeks) to practise.