



A1 / ADFELPS 3
and above

Military English

Vocabulary Builder: Countries and Flags – South Asia

TEACHER'S COPY

Overview:

This sheet lists vocabulary of countries, their flags, nationalities, and languages in South Asia.

In this vocabulary builder, you will:

- ✓ learn and use vocabulary related to South Asian countries.

Teacher's notes are indicated by this: **TN →**

TN → start the lesson by showing students (Ss) the countries in Task 1. Drill and model the questions with one or two students then ask them to work in groups of 4 and have the conversation for 5 minutes. After that, invite some of the students to share their answers.

- 1) Work in groups of four. Have a conversation about the countries below. Use the questions to help you.

Afghanistan

Bangladesh

Bhutan

India

Iran

Maldives

Nepal

Pakistan

Sri Lanka

Which countries have you visited?
What did you do there?

Did you go on holiday or work?
Did you like it? Why?

- 2) Work in pairs. Unscramble the letters to form the names of countries in South Asia.

TN → Ask Ss to work in pairs. Give them 5min to finish this. Tell them they can use the internet to help them complete the task. Monitor and help if needed e.g. if you see a wrong ans you can tell that S: "There is one letter that you haven't used" or "there are 2, 3 etc wrong ans here. Which ones are they?". For FB, ask random Ss to go to the board and write the answers.



a. n/l/a/i/d: India



b. h/u/B/a/n/t: Bhutan



c. l/s/a/B/d/n/h/g/e/a: Bangladesh




d. g/A/h/f/a/s/i/t/n/a/n: Afghanistan




e. n/l/a/r: Iran




f. l/a/M/v/i/d/e/s: Maldives



g. k/n/P/a/i/s/t/a: Pakistan



h. S/a/r/i/L/n/a/k: Sri Lanka



i. l/a/N/e/p: Nepal

TN → EXTENSION – Write these questions (Qs) on the board and give Ss 5min to discuss. These will help Ss understand and remember the flags in task 2 better.

1. What colours are on the flag?
2. What objects or shapes are on the flags?

For more info on these flags, check this [website](#)

Ans:

India: a wheel

Bhutan: a dragon

Bangladesh: the red sun

Afghanistan: a mosque/a building


Iran: the word "Allah" in the shape of a tulip

Maldives: a white crescent

Pakistan: a white crescent moon with a star

Sri Lanka: a lion and a sword

Nepal: the moon and the sun

3)  Practise the pronunciation of these countries. Listen and repeat.

TN → Play recording twice. The 1st time, ask Ss to look at the vocab boxes in exercises 1 while you play. Ask them to underline the stressed syllables in each word while listening (they shouldn't repeat, only listen in silence and notice the stress). Play the recording. For FB, ask Ss to check in pairs, then ask the whole class for the ans. Now, ask Ss to put their handouts away and play it again; they will only listen and repeat without reading. This time, at the end of the first repetition, ask the whole class to repeat. After the second repetition, ask two random Ss to repeat (possibly three, as there is enough time for three repetitions). Correct pronunciation if needed, especially with stressed syllables.

Ans: India, Bhutan, Bangladesh, Afghanistan, Iran, Maldives, Pakistan (US)/Pakistan (UK), Sri Lanka, Nepal

4) Guess the nationalities. Look at these countries and languages and write the correct nationality in the space. Look at the example.

TN → Tell Ss "We've learned the flags of nine countries in South Asia. Now let's move on to their nationalities and languages". Show this exercise for all to see. Ask "What do we call the people who are from the Maldives? What language(s) do they speak?" (elicit Maldivian and Dhivehi). Give Ss 5-7min to do this. Monitor and help if needed. For FB, ask Ss to check in pairs. Then ask random Ss to give the answers. If the ans is incorrect, elicit the correct ans from the class.

	Afghan	Bangladeshi	Bhutanese	Indian
Iranian	Maldivian	Nepali	Pakistani	Sri Lankan
Country	Nationality	Language		
a. Maldives	<u>Maldivian</u>	Dhivehi		
b. Afghanistan	<u>Afghan</u>	Pashto; <u>Dari</u>		
c. Nepal	<u>Nepali</u>	Nepali		
d. Bhutan	<u>Bhutanese</u>	Dzongkha		
e. India	<u>Indian</u>	Hindi; English		
f. Iran	<u>Iranian</u>	Persian		
g. Bangladesh	<u>Bangladeshi</u>	Bengali		
h. Pakistan	<u>Pakistani</u>	Urdu; English		
i. Sri Lanka	<u>Sri Lankan</u>	Sinhala; <u>Tamil</u>		

5) 🗣️ Practise the pronunciation of these nationalities and languages. Listen and repeat.

TN → Play recording twice. The 1st time, ask Ss to look at the vocab boxes in exercises 1 while you play. Ask them to underline the stressed syllables in each word while listening (they shouldn't repeat, only listen in silence and notice the stress). Play the recording. For FB, ask Ss to check in pairs, then ask the whole class for the ans. Now, ask Ss to put their handouts away and play it again; they will only listen and repeat without reading. This time, at the end of the first repetition, ask the whole class to repeat. After the second repetition, ask two random Ss to repeat (possibly three, as there is enough time for three repetitions). Correct pronunciation if needed, especially with stressed syllables.



6) Let's practise the vocabulary from this lesson. Do this speaking activity in groups of 3-4.

- You'll need a dice, and counter (e.g. a coin) for each player. If you don't have a dice, scan the QR code to the right.
- On the board on page four, put your counters on 'Start'.
- Roll the dice to move your counters along the board.
- If you get a question, you must answer it correctly. If you don't, go back the same number of squares.
- The winner is the first one to get to the 'Finish' square.





TN → 1. Preparation: Ss will need a dice for each group and counters for each S.

2. Procedure:

- Give Ss 1min to read the instructions (bullet points above) first.
- Explain the task by asking ICQs:
 1. What two things are you going to need? (A dice and a counter for each player). Show a coin, or a pen cap and ask: Is this a counter? (y).
 2. Where do you begin? (at the start square).
 3. The winner is the first player to get to which square? (the 'finish' square).
 4. If you fall on a bomb (miss a turn), do you play on your next turn? (n).
 5. What happens if you don't answer a question correctly? (you go back the same number of squares).
- Now focus on pronunciation, more specifically, the falling intonation of Wh_ Qs.
 - Write these two Qs on the board, without the arrows at first:
 1. What unit can you see in place number 1? 
 2. Do you see red and blue units on the map? 
 - Model by saying each sentence twice, exaggerating the falling/rising intonation so Ss can notice the difference. Ask "What's the difference in intonation?" (in wh Qs, the intonation goes down, in other Qs, such as Q 2 above, the intonation goes up)". Repeat the Qs if necessary. Then draw the arrows on the board. Now quickly model and drill the 1st Q only.
 - Tell Ss to use this falling intonation in all the Qs in the game.
- Ss can start the activity. Monitor and help if needed. When all groups have finished, ask who the winner was in each group, and give them a round of applause.

START 	What languages do Pakistani people speak?	Miss A Turn 	Which country has a lion on its flag?	What do we call people from Bhutan?	What colours are on the Indian flag?	Go Back 2 Spaces 
What languages do Afghan people speak?	What do we call people from the Maldives?	What colours are on the Nepali flag?	What colours are on the Bangladeshi flag?	Go Back 2 Spaces 	What languages do Iranian people speak?	What language do Maldivian people speak?
Which country has a dragon on its flag?	What language do Sri Lankan people speak?	Go Forward 3 Spaces 	What do we call people from Nepal?	What colours are on the Iranian flag?	What language do Indian people speak?	 FINISH

-  Watch this video. Follow the instructions on the screen. Type into YouTube [Guess the flags – South Asia](#) or scan the QR code.



TN → Either play the video for everyone to see or ask Ss to scan the QR code and play it on their devices. Follow the instructions in the video to do the quiz. Alternatively, set this for homework, but make sure it is checked in the next lesson.

- For more practice with the words you've learned here, scan the QR code for a set of flashcards. You can do some more study on the vocab in this lesson on your own with these. →



TN → The QR code takes ss to a Quizlet flashcard set. It's a very useful tool for self-study (e.g. revise the vocab in this lesson). Ss can test their knowledge with flashcards or computer generated activities. Ss will have to create a Quizlet account, which is free. Encourage them to install the Quizlet app, as most of the Military English lessons have a Quizlet set. Ask ss to access this set two days after the lesson as a revision activity, then access it every so often (e.g. every 2 weeks) to practise.

- This Vocabulary Builder links with → Countries and Flags – Southeast Asia
Countries and Flags – Oceania – Part A, B
Countries and Flags – East Asia

© Commonwealth of Australia 2025

This work is copyright. Apart from any use as permitted under the Copyright Act 1968 (Cth), no part may be reproduced by any process without prior written permission from the Department of Defence.